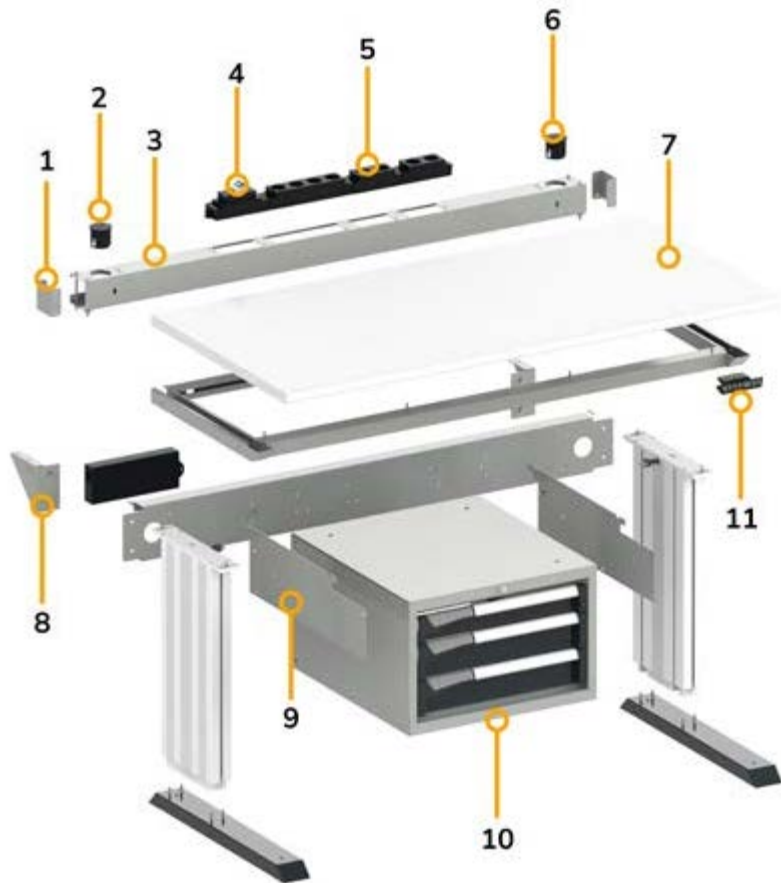


DYNAMIC

WORKBENCHES PRO+ SERIES

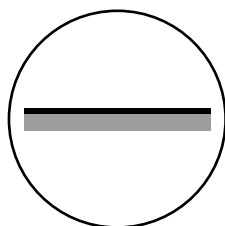


- | | | |
|--|---------------------|--------------------------|
| 1. End cap | 5. Power strips | 9. Support |
| 2. USB data port | 6. USB charger | 10. Cabinet with drawers |
| 3. Frame | 7. Laminate worktop | 11. Keypad |
| 4. Differential magnetic-thermal circuit breaker | 8. Corner element | |

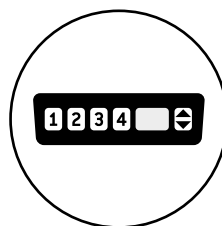
The Dynamic workstation is a dynamic and ergonomic solution with **electronically height-adjustable legs** via a practical keypad with 3 positioning memories. It is available with widths of 985 and 1470 mm and is equipped with a **laminated worktop**. The electrical components can be installed in the standard crosspiece or in the additional frame which also allows fixing the uprights for an equipped wall. Dynamic can be customised with drawer cabinets and with **ESD products** such as mats and earthing sockets to also be used for processing electronic components.



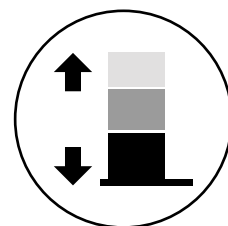
WORKBENCH LOAD-BEARING CAPACITY
400 KG



LAMINATE WORKTOP



KEYPAD WITH 3 MEMORIES



ELECTRONICALLY ADJUSTABLE HEIGHT



[CONFIGURE](#)



ART.	W mm	D mm	H mm	KG	RAL
DYNAMIC1504	1497	780	740/1140	400	7035+7016

Made up of:

qty.	description	qty.	description
1	Electrically adjustable unassembled workbench	1	Schuko 4-socket power strip
1	Cabinet W=560 mm with 3 drawers 1x75 2x100	1	Differential magnetic-thermal circuit breaker
1	Additional power strip frame with end caps and corner elements	1	Wieland connection cable with in/out plugs
1	Pair of supports for cabinet	1	Wieland Schuko/FR connection cable
2	Schuko 2-socket power strip	1	USB data port
		1	USB charging port



LOAD CAPACITY



RAL 7035 + RAL 7016



CONFIGURE



ART.	W mm	D mm	H mm	KG	RAL
DYNAMIC1501	1497	780	1983/2383	400	7035+7016

Made up of:

qty.	description	qty.	description
1	Electrically adjustable unassembled workbench	2	Single lamp
1	Cabinet W=560 mm with 3 drawers 1x75 2x100	1	Supplementary track with fittings
2	Perforated panel/shelf with box-stop edge	1	USB charging port
1	Kit with 2 dual-slotted uprights for workbenches	1	USB data port
1	Kit with 2 inclined supports with track	1	Wieland Schuko/FR connection cable
1	Electric perforated panel	1	Differential magnetic-thermal circuit breaker
1	Double lamp	1	Schuko 4-socket power strip
1	Pair of supports for cabinet	2	Schuko 2-socket power strip
1	Additional power strip frame with end caps and corner elements	36	Picking Box Air polypropylene Bin size 2



ART.	W mm	D mm	H mm	KG	RAL
DYNAMIC1503	1497	780	1983/2383	400	7035+7016

Made up of:



qty.	description
1	Electrically adjustable unassembled workbench
1	Cabinet W=500 mm with 1 drawer H=150 mm
1	Supplementary track with fittings
1	Perforated panel/shelf
2	Perforated panel/shelf with box-stop edge
1	Kit with 2 dual-slotted uprights for workbenches
1	Kit with 2 inclined supports with track
1	Reversible tray shelf
1	Unipok tool hook - 30-piece pack
1	Cover for cabinet W=500 mm
2	Schuko 2-socket power strip
1	Schuko 4-socket power strip
1	Differential magnetic-thermal circuit breaker
1	Wieland Schuko/FR connection cable
1	USB data port
1	USB charging port
1	Electric perforated panel
1	Double lamp
3	Single lamp
1	Additional power strip frame with end caps and corner elements
1	Pair of supports for cabinet
36	Picking Box Air polypropylene Bin size 2



ART.	W mm	D mm	H mm	KG	RAL
DYNAMIC1502	1497	780	1983/2383	400	7035+7016

Made up of:



qty.	description
1	Electrically adjustable unassembled workbench
2	Wall unit with door
1	Supplementary track with fittings
2	Perforated panel/shelf with box-stop edge
1	Kit with 2 dual-slotted uprights for workbenches
1	Kit with 2 inclined supports with track
1	Electric perforated panel
1	Schuko 4-socket power strip
1	Differential magnetic-thermal circuit breaker
1	Wieland Schuko/FR connection cable
1	USB data port
1	USB charging port
1	Reversible tray shelf
1	Double lamp
1	Single lamp
1	Additional power strip frame with end caps and corner elements
2	Schuko 2-socket power strip
6	Kit of 3 Picking Box Air bins size 2



DYNAMIC

COMPONENTS

W ➔ 1000 - 1500 mm

 400 kg

 height-adjustable

 Supplied unassembled



3D

3D

BASE WORKBENCH WITH REVERSIBLE CROSSPIECE

ART.	W mm	D mm	H mm	RAL
FLE0970E0PD	985	700	740/1140	7035+7016
FLE1470E0PD	1470	700	740/1140	7035+7016

1. Reversible crosspiece



The workbench is equipped with legs with electronic height adjustment. The height can vary from minimum 740 mm to maximum 1140 mm.



The numerical keypad allows for controlling the workbench adjustment mechanism. In addition to modifying the worktop's height, it also has 3 positioning memories for rapidly modifying the height of the workbench to the user's requirements.

FRONT VIEW OF THE CROSSPIECE



REAR VIEW OF THE CROSSPIECE



The workbench's crosspiece has incisions for fitting the power sockets and the Iron Team Electric residual current devices. The number of incisions varies in relation to the chosen size. The various components can be installed both on the rear and on the front side of the crosspiece. The Iron Team Electric devices are not included with the crosspiece.

CROSSPIECE SOCKETS DIAGRAM

1000








1 2 3 5 1

1500



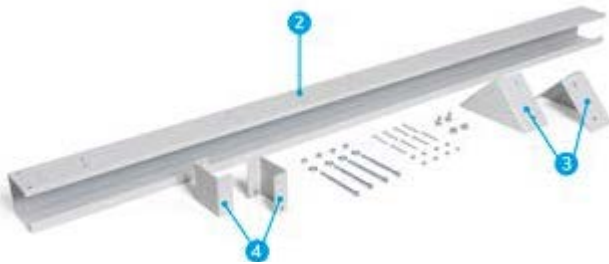
1 2 3 4 5 1

-  hole for cables
-  magnetic-thermal circuit breaker
-  2-socket power strip
-  4-socket power strip
-  control unit

DYNAMIC

COMPONENTS


W ➔ 1000 - 1500 mm



1. Reversible crosspiece
2. Frame
3. Corner elements
4. End caps

ADDITIONAL POWER STRIP FRAME WITH END CAPS AND CORNER ELEMENTS

ART.	W mm	D mm	H mm	RAL
FBL46600008	1014	130	208	7035
FBL46650008	1499	130	208	7035



TOP VIEW OF THE FRAME



BOTTOM VIEW OF THE FRAME

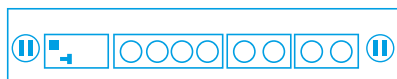
To assemble the Work Look upright, it is necessary to install the additional frame.



The reversible frame for the workbench has incisions for fitting the power sockets and the Iron Team Electric residual current devices. The number of incisions varies in relation to the chosen size. The various components can be installed both on the top and on the bottom side of the reversible frame. The Iron Team Electric devices are not included with the additional frame.


FRAME SOCKETS DIAGRAM

1000



- 1
- 2
- 4
- 3
- 3
- 5

1500



- 1
- 2
- 4
- 3
- 3
- 1

- 1 USB data
- 2 magnetic-thermal circuit breaker
- 3 2-socket power strip
- 4 4-socket power strip
- 5 USB charging port



LOAD CAPACITY RAL 7035 + RAL 7016 RAL 7035



CABINET WITH 3 DRAWERS



ART.	W mm	D mm	H mm	drawers				RAL	
				no.	h 75 mm	h 100 mm	KG		
MBR05SC010203PD	560	610	369	3	1	2	100-75-50	92-96-100%	7035+7016

CABINET WITH 1 DRAWER



ART.	W mm	D mm	H mm	drawers				RAL	
				no.	KG	h mm			
FBG03S50C0001PD	500	630	210	1	80	86%	150	7035+7016	



COVER FOR CABINET W=500 MM

For cabinet with 1 drawer

ART.	W mm	D mm	H mm	RAL	
FBL66900008	496	601	2	7035	



PAIR OF SUPPORTS FOR CABINET

ART.	W mm	D mm	H mm	RAL	
FBL46010008	2	648	181	7035	

IRONTEAM ELECTRIC



FBLET012007



FBLET004007



FBLET005007



FBLET016007



FBLET013007



FBLET020007



FBLET019007


see page 196

DYNAMIC

COMPONENTS



The Dynamic workbench with electronically adjustable height can be used to create a dynamic and ergonomic industrial workstation suited to applications in a variety of sectors. To maximise the user's comfort, Dynamic offers several solutions: cabinets with drawers, additional frames or crossbeams for electrical components, Work Look perforated panels. The legs with adjustable height are controlled through a practical numerical keypad. The height of the workbench can be varied to the millimetre between minimum 740 mm to maximum 1140 mm. The keypad can memorise three different heights to rapidly and easily adjust the worktop with a few steps.



1. 2-layer ESD mat
2. ESD schuko plug
3. Adjustable strap with button and cable
4. Cable with button

2-LAYER ESD MAT

ART.	W mm	D mm	H mm
FAXTAPPIER120XB	900	600	2

ESD SCHUKO PLUG

ART.	W mm	D mm	H mm
FAXSCHUKOESD005	52	52	72

ADJUSTABLE STRAP WITH BUTTON AND CABLE

ART.	Cable length (m)
FAXITE780419304	2,5

CABLE WITH BUTTON

ART.	W mm
FAXITE7804885XB	2500



LOAD CAPACITY



EXTRACTION



RAL 7035 + RAL 7016



RAL 7035